


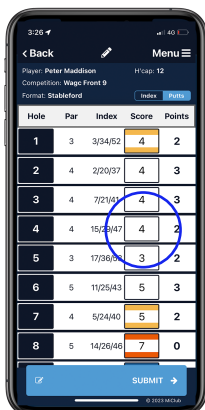
MiScore

Signing and submitting scores



Once all scores have been entered and the marker is ready to submit the round, please follow the following steps:

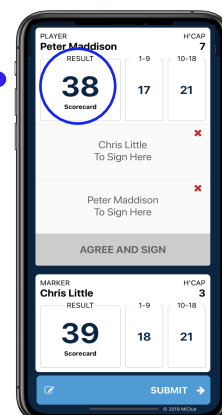
1 Check the final scores for your playing partner and yourself.



If the totals are incorrect tap the 'RESULT' total score to view the full scorecard.

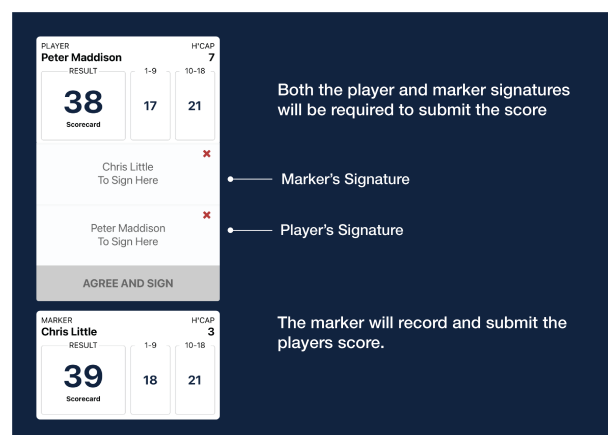
From the scorecard tap the score box to edit a score or enter a missing score.

Make sure a score is entered for every hole, otherwise you will not be able to complete the score submission!



2 If you and your marker both agree on the scores, both players are required to sign the screen using their finger in the space provided, then touch 'SUBMIT'.

If an error is made with a signature, Tap 'X' to clear the signature and sign again.



Both the player and marker signatures will be required to submit the score

Marker's Signature

Player's Signature

The marker will record and submit the players score.

3 Once submitted the confirmation screen will be displayed. Both signatures are digitally recorded in the MiClub Golf system along with hole-by-hole score entries for both devices for committee/staff reference